

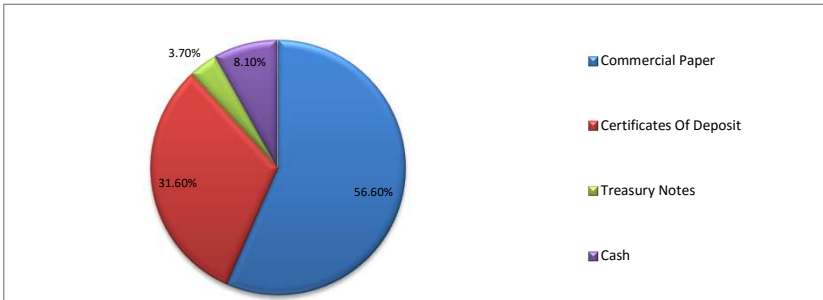
Global Money Market Fund (\$)

28 February 2017

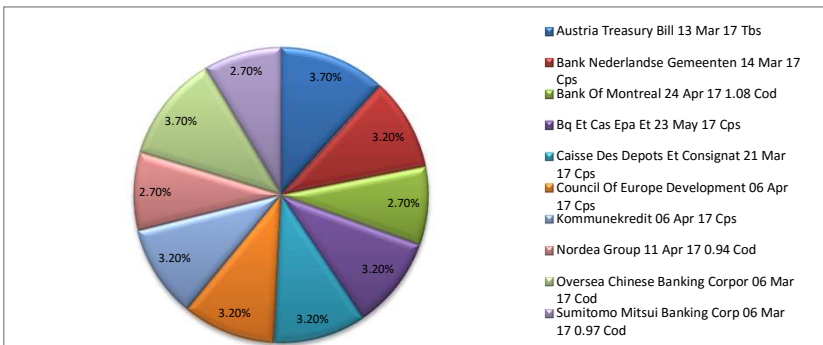
Product Description

The aim is to provide capital stability and income through investment in short term fixed income and variable rate securities. The fund is domiciled in Dublin, authorized by the Irish Financial Services Regulatory Authority, listed on the Irish Stock Exchange, with UCITS recognition and an AAA rating, the highest rating from Standard & Poor's

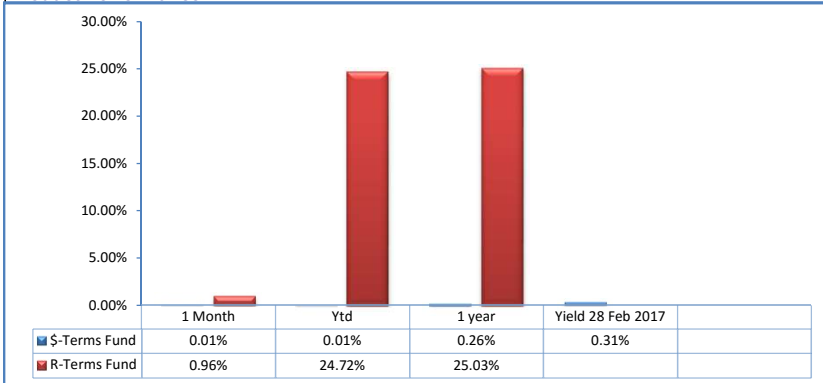
Sector Allocation



Top Ten Holdings



Product Performance



Performance is gross of fees and annualized over more than 1 year.


Key Facts

Instit ISIN Code MU0187S00221
Retail ISIN Code MU0187S00221
Instit Bloomberg Ticker GGMMKUS MP
Retail Bloomberg Ticker GGMMKUS MP
Fund Type Global Money Market Fund - USD
 Sub Fund of the GinsGlobal Index Funds (Mauritius) Limited
Fund Structure FSC and FSB approved
Classification International Money Market
Investment Zone Worldwide
Benchmark Index LIBID USD 7day
Investment Time Frame 3 years minimum recommended
Currency US Dollar
Min Investment USD 1,500
Management Approach Index
Pricing Frequency Daily
Launch Date 28 Feb 2002

Trading Details

Daily
 Morningstar
 Star ranking: ***

Risk



Investment Parameters

- Min rating of A1 + for sec < 1 yr.
- Min rating of AA for sec > than 1 yr.
- Max invest of 10% of the fund in the securities of any single credit.
- Maximum 3 years Weighted Average Maturity (WAM).
- 10 yrs max maturity of any single investment
- 7 Day Libid USD benchmark

Fees and Charges

Max Initial Charge	0.00%
Exit Fee	0.00%
Ongoing Charge (Retail)	0.25%
Performance Fee	0.00%

For more information on our range of offshore funds connect to our website: www.ginsglobal.com or call us on +27 11 883 9862.

Risk factors you should consider before making an investment:

Past performance is not indicative of future performance and there is no guarantee that this investment will make profits, in fact losses can incur and an investor may not get back their original capital amount. All the information contained in this document is believed to be reliable but may be inaccurate or incomplete. A full explanation of the characteristics of the investment is given in the prospectus. Any opinions stated are honestly held but are not guaranteed and should not be relied upon

Statutory Disclosure and General terms & Conditions

Collective Investment Schemes in Securities are generally medium to long term investments. The value of participatory interests may go down as well as up and past performance is not necessarily a guide to the future. Participatory interest prices are calculated on a net asset value basis, which is the total value of all assets in the Portfolio including any income accrual, interest and dividends and less any permissible deductions from the Portfolio divided by the number of participatory interests in issue. Permissible charges include STT, auditors fees, bank charges, trustees/ custodian fees and the service charge levied by GinsGlobal ("the Manager"). Currently these permissible charges costs add to the TER of the portfolio. Where anti-dilution entrance and exit levies are applicable to the portfolio, these are levied against the participatory interests of the investor prior to investment and redemption. The portfolios are traded at ruling prices and can not engage in borrowing and scrip lending. A schedule of all fees and charges and maximum commissions is available on request from the Manager. Commission and incentives may be paid and if so, would be included in the overall costs.

Forward pricing is used and funds are valued on a daily basis by no later than 17h00. Figures quoted are from GinsGlobal Index Funds using NAV-NAV prices, with income and dividend distributions reinvested in the Portfolio. Performance is quoted in US dollars or Euro terms, depending on the denomination of the Fund. Fluctuations or movements in exchange rates may cause the value of underlying international investments to go up or down. A prospectus is available on request from www.ginsglobal.com. The Manager is a member of the Association for Savings & Investment of South Africa (ASISA)

Highlights: The Total Expense Ratio (TER) for this class of portfolio is indicated on the website www.ginsglobal.com. Each TER is the annualized percent of the average Net Asset Value of the portfolio incurred as charges, levies and fees. A higher TER does not imply a poor return, nor does a low TER imply a good return. The current TER cannot be regarded as an indication of future TERs.