

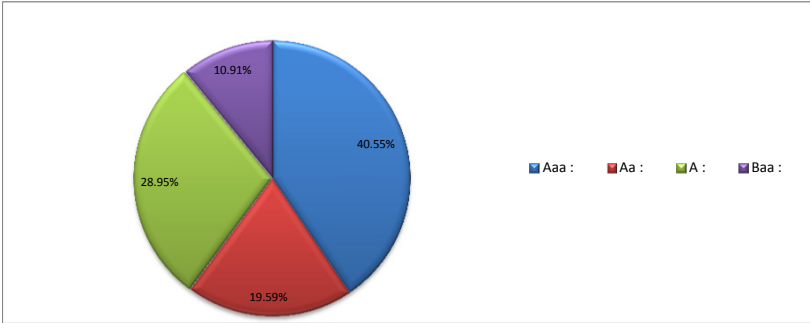


**Global Bond Index Fund (\$)**

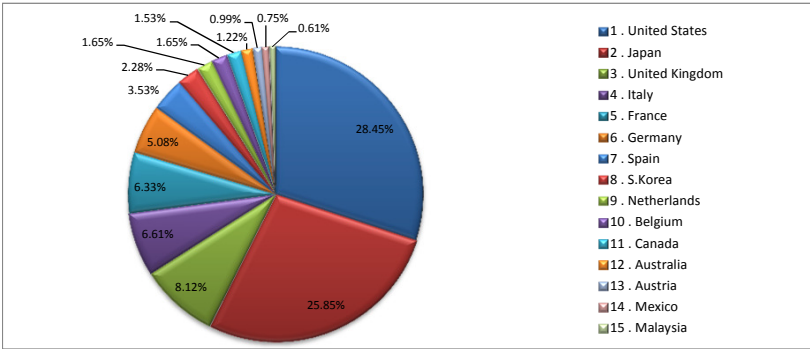
**Product Description**

The Index seeks to provide a return on investment that tracks, as consistently as possible, international government bond markets, as measured by the Barclays Global Treasury Bond Index.

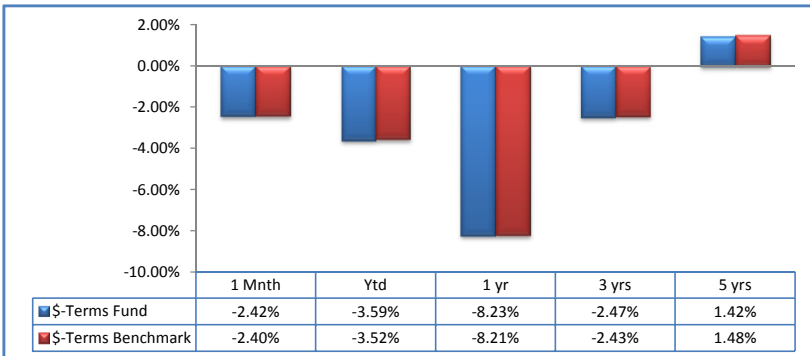
**Risk Statistics**



**Country Allocation**



**Product Performance**



Performance is gross of fees and annualized over more than 1 year.

For more information on our range of offshore funds connect to our website: [www.ginsglobal.com](http://www.ginsglobal.com) or call us on +27 11 883 9862.

**Risk factors you should consider before making an investment:**

Past performance is not indicative of future performance and there is no guarantee that this investment will make profits, in fact losses can incur and an investor may not get back their original capital amount.

All the information contained in this document is believed to be reliable but may be inaccurate or incomplete. A full explanation of the characteristics of the investment is given in the prospectus. Any opinions stated are honestly held but are not guaranteed and should not be relied upon

**Statutory Disclosure and General terms & Conditions**

Collective Investment Schemes in Securities are generally medium to long term investments. The value of participatory interests may go down as well as up and past performance is not necessarily a guide to the future. Participatory interest prices are calculated on a net asset value basis, which is the total value of all assets in the Portfolio including any income accrual, interest and dividends and less any permissible deductions from the Portfolio divided by the number of participatory interests in issue. Permissible charges include STT, auditors fees, bank charges, trustees/ custodian fees and the service charge levied by GinsGlobal ("the Manager"). Currently these permissible charges costs add 0.10 to the TER of the portfolio. Where anti-dilution entrance and exit levies are applicable to the portfolio, these are levied against the participatory interests of the investor prior to investment and redemption. The portfolios are traded at ruling prices and can not engage in borrowing and scrip lending. A schedule of all fees and charges and maximum commissions is available on request from the Manager. Commission and incentives may be paid and if so, would be included in the overall costs.

Forward pricing is used and funds are valued on a daily basis by no later than 17h00. Figures quoted are from GinsGlobal Index Funds using NAV-NAV prices, with income and dividend distributions reinvested in the Portfolio. Performance is quoted in US dollars or Euro terms, depending on the denomination of the Fund. Fluctuations or movements in exchange rates may cause the value of underlying international investments to go up or down. A prospectus is available on request from [www.ginsglobal.com](http://www.ginsglobal.com). The Manager is a member of the Association for Savings & Investment of South Africa (ASISA)

Highlights: The Total Expense Ratio (TER) for this class of portfolio is indicated on the website [www.ginsglobal.com](http://www.ginsglobal.com). Each TER is the annualized percent of the average Net Asset Value of the portfolio incurred as charges, levies and fees. A higher TER does not imply a poor return, nor does a low TER imply a good return. The current TER cannot be regarded as an indication of future TERs.


**Key Facts**

**Instit ISIN Code** MU0186S00017  
**Retail ISIN Code** MU0186S00181  
**Instit Bloomberg Ticker** GGGLBDII MP  
**Retail Bloomberg Ticker** GGGLBDD MP  
**Fund Type** Global Bond Index Fund  
 Sub Fund of the GinsGlobal Index Funds (Mauritius) Limited Fund Scheme  
**Fund Structure** FSC and FSB approved  
**Classification** International Government Bonds  
**Investment Zone** Worldwide  
**Benchmark Index** Barclays Global Treasury Bond  
**Investment Time Frame** 3 years minimum recommended  
**Currency** US Dollar  
**Min Investment** USD 1,500  
**Management Approach** Index  
**Pricing Frequency** Daily  
**SEDOL** B7K6XL8 MP  
**Launch Date** 28 Feb 2002

**Trading Details**

Daily

**Risk**



**Characteristics**

**Number Of Issues :** 1,074.00  
**Average Life :** 8.94  
**Average Maturity :** 8.94  
**Average Yield To Worst :** 1.09%  
**Yield To Maturity :** 1.09%  
**Current Yield :** 2.18%  
**Average Convexity :** 1.09  
**Option Adjusted Spread :** 15.80

**Risk Statistics**

**Average Price :** 111.39  
**Average Coupon :** 2.56  
**Average Quality :** AA3  
**Potfolio Beta :** 1

**Maturity Distribution**

1 . Japan (20 Year Issue) 150 1.4 09/20/20	0.73%
2 . Japan-84 (5 Year Issue) 118 0.2 06/20/:	0.66%
3 . Japan (10 Yr Issue) 337 0.3 12/20/2024	0.65%
4 . Japan-315 (10 Yr Issue) 315 1.2 06/20/:	0.60%
5 . Japan (20 Year Issue) 148 1.5 03/20/20	0.59%
6 . Japan (20 Year Issue) 149 1.5 06/20/20	0.57%
7 . Japan (10 Yr Issue) 335 0.5 09/20/2024	0.57%
8 . United States Treas Nts 1.625 07/31/20	0.55%
9 . Japan- 105(5 Year Issue) 105 0.2 06/20/	0.53%
10 . Japan (10 Yr Issue) 336 0.5 12/20/202	0.51%